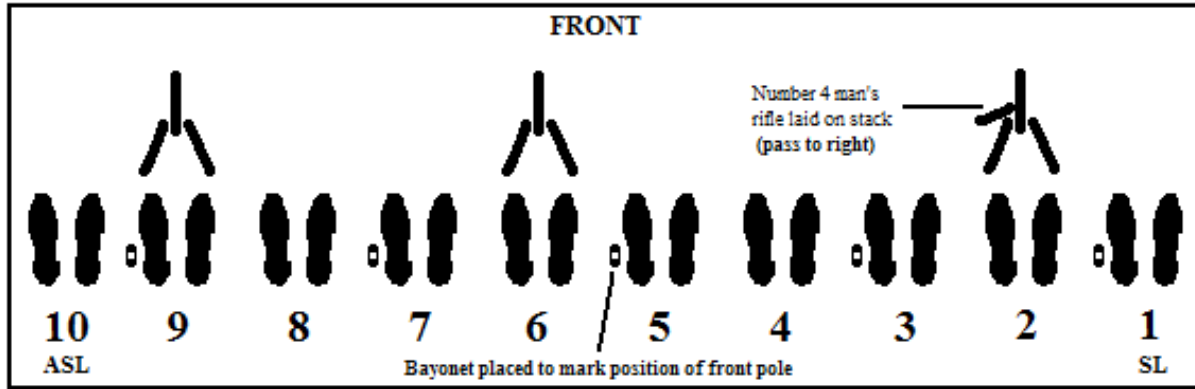





104th Infantry Regiment – Training, Tent Setup


Diagram for Rifle Stacking / Shelter Half Placement 10 Man Squad



SL: Squad Leader (Right of Squad). ASL Assistant Squad Leader (End of Squad).



①
FIGURE 20.—Stack arms, rifle squad.



②
FIGURE 20.—Continued.



Diagram of Shelter Half Measurements

